



DIGITAL INTRAORAL SCANNERS

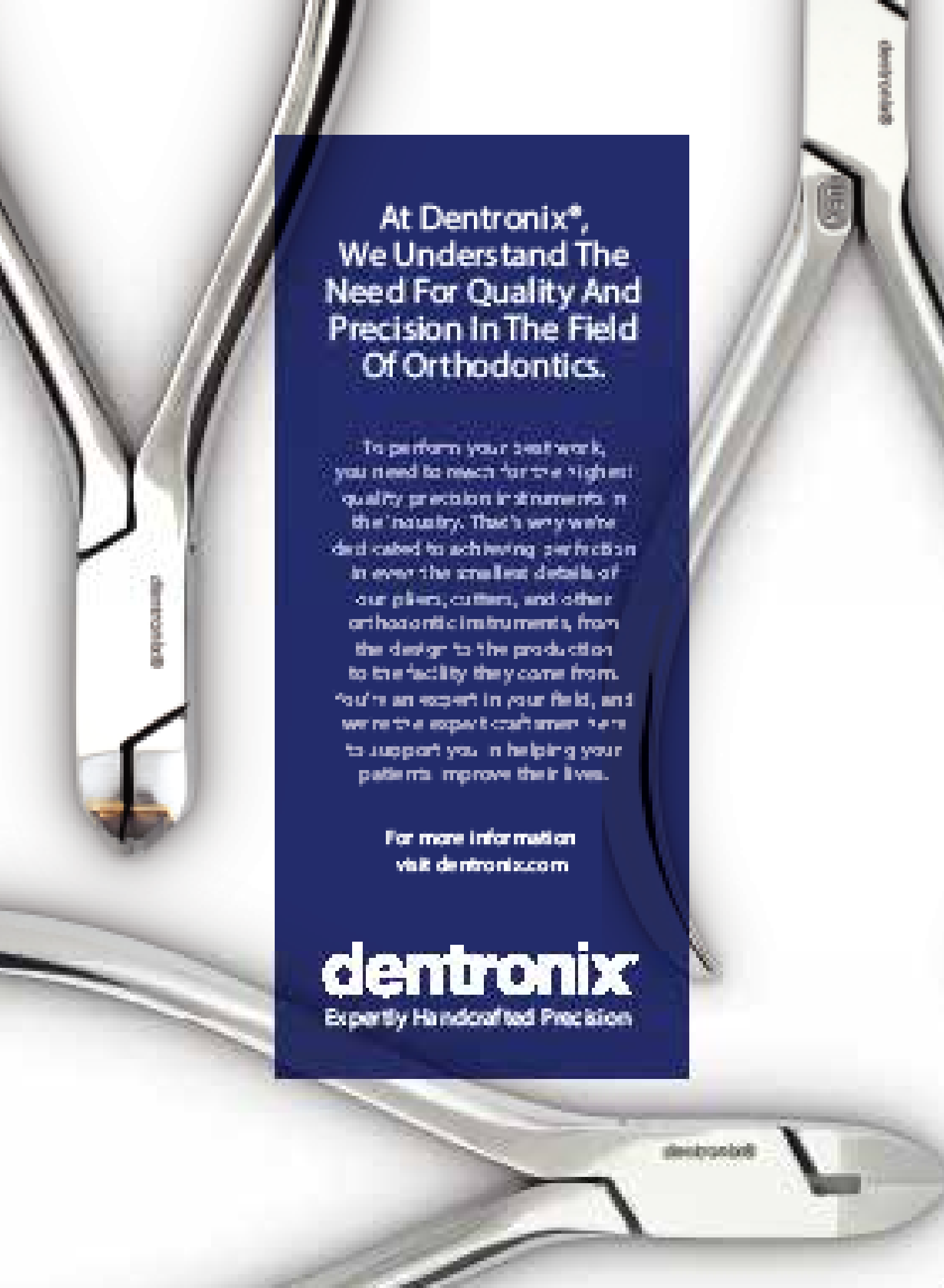
3Shape
3shape.com

Align Technology Inc
(800) 577-8767
itero.com



Information in this guide based on data submitted by product manufacturers. Orthodontic Products strives for accuracy in all data but cannot be held responsible for claims made by manufacturers.

		
Product name	3Shape TRIOS MOVE	iTero Element 2
Workstation configuration	Cart	Wheelstand
Workstation footprint	47" H x 20" W x 24" D	50" H x 25" W x 24.5" D
Unit weight	31 pounds	49.3 pounds
Wand weight	13 ounces	16 ounces
Imaging technology	3D-in-motion video capture	Parallel confocal imaging technology uses optical and laser scanning to achieve high precision and accuracy.
Full-arch scan time	11 seconds	Less than 1 minute
Powder required	No	No
Tips	Autoclavable	Disposable
Tip sizes available	1 size	Single use, disposable
Touchscreen monitor	Yes	Yes
Unit price	Contact company	Contact company
Annual software fee	First year included. Thereafter annual fee with unlimited upgrades.	Contact company
Warranty	First year included. Extended warranty options available.	Contact company
What does the warranty cover?	Hardware and software	Contact company
Wireless Internet connection	No	No
STL file	Yes	Yes
Cloud storage	Yes	Yes
Integrates with	TRIOS is an open system with a large number of integrations with clear aligners, implants, labs, mills, and 3D printers	iTero partners and integrates with various labs, mills, 3D printers, and systems.
Unique features	Wireless scanner, open ecosystem, patient excitement apps for Smile Design, Patient Monitoring, and Treatment Simulation	Invisalign Outcome Simulator, TimeLapse Visualization, Occlusogram, Progress Assessment



At Dentronix®,
We Understand The
Need For Quality And
Precision In The Field
Of Orthodontics.

To perform your best work,
you need to reach for the highest
quality precision instruments in
the industry. That's why we're
dedicated to achieving perfection
in even the smallest details of
our pliers, cutters, and other
orthodontic instruments, from
the design to the production
to the facility they come from.
You're an expert in your field, and
we're the expert craftsmen here
to support you in helping your
patients improve their lives.

For more information
visit dentronix.com

dentronix

Expertly Handcrafted Precision



DIGITAL INTRAORAL SCANNERS

Carestream Dental
(800) 944-6365
carestreamdental.com

Planmeca USA
(800) 718-4598
planmecausa.com



Information in this guide based on data submitted by product manufacturers. Orthodontic Products strives for accuracy in all data but cannot be held responsible for claims made by manufacturers.

		
Product name	CS 3700 Intraoral Scanner	Planmeca Emerald S
Workstation configuration	Portable	Scanner and laptop. Optional cart.
Workstation footprint	Laptop dimensions: 14.86" x 9.9"	N/A
Unit weight	N/A	Scanner base: 7.5 ounces
Wand weight	11.3 ounces	Scanner tip: .6 ounces
Imaging technology	LED Pattern Projection	Red, green, blue lasers and projected pattern triangulation
Full-arch scan time	+/-1 minute (20% speed improvement over the CS 3600)	Full-arch scanning in under a minute.
Powder required	No	Yes
Tips	Autoclavable	Autoclavable
Tip sizes available	Normal, side-oriented and posterior	Slim: 15.5 mm H x 88.7 mm L x 19.0 mm W. Standard: 21.3 mm H x 88.6 mm L x 19.3 mm W
Touchscreen monitor	Yes	No
Unit price	Contact company	MSRP \$32,143
Annual software fee	Contact company	No fees
Warranty	Contact company	5 year warranty
What does the warranty cover?	Contact company	5 years on scanner; 3 years on laptop
Wireless Internet connection	No	No
STL file	STL and PLY	STL and PLY
Cloud storage	No	No
Integrates with	All companies that accept STL files	The scanning software is open and allows export of digital impressions to third parties. Easily send scans to dental laboratories using our cloud service.
Unique features	The scanner features smart-shade matching and can automatically generate a shade report with multilayer shade information	Planmeca Emerald S offers hyper speed and accuracy all in one light weight, easy to use unit. This scanner offers two autoclavable tip sizes.

 Invisalign® |  mandibular advancement

Grow your teenager cases faster with Invisalign® treatment with mandibular advancement.

North American doctors using Invisalign treatment with mandibular advancement (MA) grow their Invisalign teenager cases 2.6x faster than those doctors who do not use MA.*

 Download 5 free clinical case studies at: invisalign.com/treatingteens

*A comparison of 8 years of a doctor's MA-treated Invisalign teenager cases (n=1,195) against their non-MA-treated Invisalign teenager cases (n=4,746) at 12 US locations.

© 2018 Invisalign, Inc. All rights reserved. Invisalign, Invisalign logo, and Invisalign are trademarks of Invisalign, Inc. or one of its subsidiaries. All other trademarks are the property of their respective owners. Invisalign is a registered trademark of Invisalign, Inc.

THE GAME CHANGER - **ESSIX® PLUS™**

(DENTAL LINE - RETAINERS & BRACKETS APPLIANCE)

THE ORIGINAL - **ESSIX® A++**

(DENTAL LINE - BITE PLANE)

THE PIONEER - **ESSIX® ACE®**

(DENTAL LINE - RETAINERS & BRACKETS)



Plastic makes perfect.

For over 30 Years, Essix® Brand Plastics have outperformed the competition, providing best-in-class product for any application.

For more information contact your Denistry Trade Representative or us ESSIX@DENTAL.COM

www.essix.com

©2014 Essix Plastics, a Division of Dentsply Sirona. All rights reserved. Essix and Essix Plus are registered trademarks of Dentsply Sirona. All other trademarks are the property of their respective owners.

